

AAE 466 Online Term paper Submission Tutorial

- A very useful flash based demo is available at the following url:

https://www.turnitin.com/static/videos/student_ppm.html

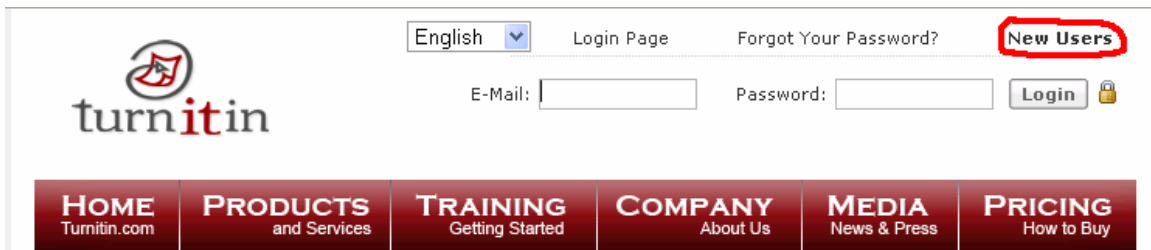
Viewing this demo may be quicker than reading through the contents of this document and may also provide you with more information. If you should choose to view the demo and decide to skip reading this document further please make note of the information highlighted in red as you will require it.

Turnitin class ID: **1995620**

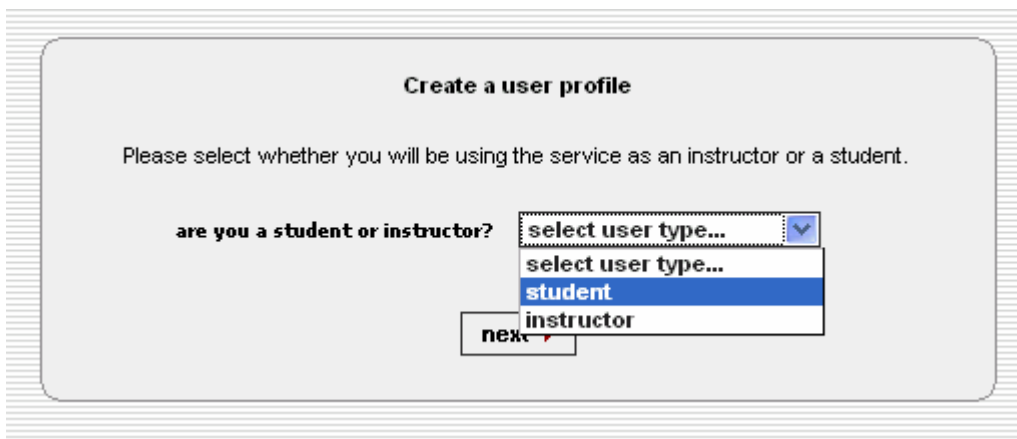
Turnitin class enrollment password: **AAE466**

Step by step Instructions for registration and paper submission:

- 1) Point your browser to <http://www.turnitin.com>
- 2) Click on **New Users** located on the top right corner of the page.



- 3) In the drop down box that appears select **student** and click **next**.



- 4) For the turnitin class ID enter **1995620** ;
the Turnitin class enrollment password will be **AAE466**. Click **next** when done.

Create a user profile

All students must be enrolled in an active class. To enroll in a class, please enter the class ID number and class enrollment password that you were given by your instructor.

Please note that the password and pin code are case-sensitive. If you do not have this information, or the information you are entering appears to be incorrect, please contact your instructor.

Turnitin class ID:

Turnitin class enrollment password:

- 5) Enter your e mail address. Click **next**.

Create a user profile

Thank you! You have successfully joined the class:

AAE466

The next step is to enter your email address, which will be your user name.

enter your email address:

- 6) Create a password that is 6 – 12 characters long, confirm the same again and click **next**.

Create a user profile

Now you will create your password.

Please keep in mind that your password is case sensitive (for example, paSS123 would be different than pass123), must be 6-12 characters long, and contain at least one letter and one number (for added security).

enter your password:

confirm your password:

- 7) Choose a **secret question** from the drop down list and fill in an appropriate answer. This could be useful in the future if you forget your password and need to reset it. Click **next** when done.

Create a new user profile

Next, please enter a secret question and answer combination. You will be asked for this combination if you ever forget your password and need to reset it.

secret question: ▼

question answer:

8) Enter your first & last name.

Create a user profile

Please enter your first and last name.

your first name:

your last name:

9) If you find the *user agreement* acceptable click on **I agree**.

Create a user profile

Please read our user agreement below. Select "I agree" to complete your user profile.

Turnitin and its services are maintained by iParadigms, LLC ["Licensor"], and offered to you, the user ["User"], conditioned on your acceptance without modification of the terms, conditions, and notices contained herein. Your use of this web site constitutes your agreement to all such terms, conditions, and notices.

Personal and noncommercial use limitation
This web site is for your personal and noncommercial use. You

[I disagree -- cancel profile](#) [I agree -- create profile](#)

10) Once you hit **I agree** take time to read the information displayed on the next screen. It contains helpful information about submitting a paper.

11) When you are done click on **end wizard and log in**.

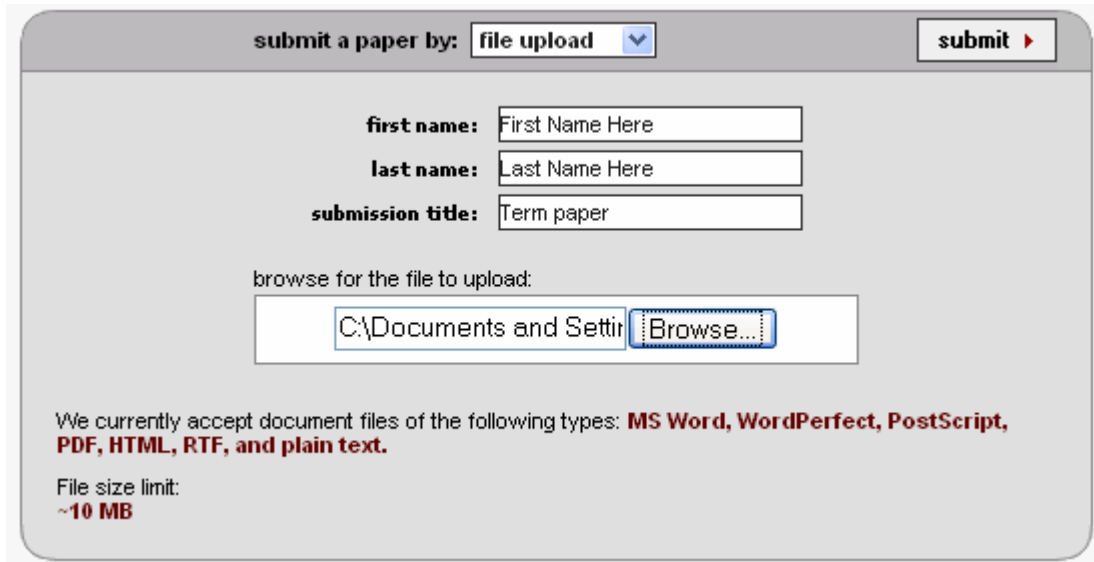
12) Click on the link **AAE466** under the column **enter a class**.

Western Michigan University: Engineering: Mechanical & Aeronautical				
class ID	enter a class	instructor	status	drop class
1995620	AAE466	Liou, W.	active	

13) To submit the paper click on the button under the **submit** column.

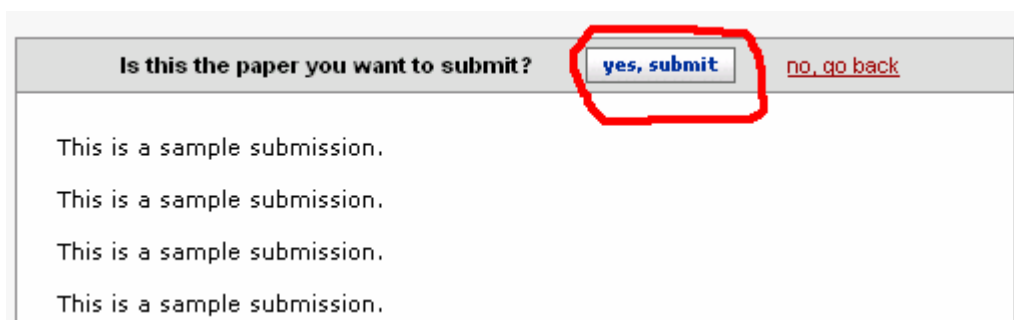
assignment list		
#	assignment	submit
1	term project	
	09-10-07 12-16-07	

- 14) Enter an appropriate **submission title** and click on the **Browse** button to select your file. Make sure to read the note below about compatible file formats and file size limitations. Click the **submit** button when done.



The screenshot shows a web form for submitting a paper. At the top, it says "submit a paper by:" followed by a dropdown menu set to "file upload" and a "submit" button with a right-pointing arrow. Below this are three input fields: "first name:" with "First Name Here", "last name:" with "Last Name Here", and "submission title:" with "Term paper". Underneath is a section for file selection: "browse for the file to upload:" followed by a text box containing "C:\Documents and Settir" and a "Browse..." button. At the bottom, there is a note: "We currently accept document files of the following types: **MS Word, WordPerfect, PostScript, PDF, HTML, RTF, and plain text.**" and "File size limit: **~10 MB**".


- 15) If you are sure about your submission then confirm it by clicking on **yes,submit**.




The screenshot shows a confirmation dialog box with the question "Is this the paper you want to submit?". There are two buttons: "yes, submit" and "no, go back". The "yes, submit" button is circled in red. Below the question, there are four lines of text, each saying "This is a sample submission."

- 16) You may **logout** once you are done. You will receive a confirmation of your submission at the e mail address you used to register.

17) To login at a later date again all you need to do is enter your e mail address and password at the home page.

English  Login Page Forgot Your Password? **New Users**

E-Mail: Password: **Login** 

HOME
Turnitin.com

PRODUCTS
and Services

TRAINING
Getting Started

COMPANY
About Us

MEDIA
News & Press

PRICING
How to Buy